

21st October, 2014.

To
The BSE Limited,
Corporate Relation Department
1st Floor, New Trading Wing,
Rotunda Building, P J Towers,
Dalal Street,
Mumbai- 400001.

Sub: Shareholding Pattern for the quarter ended 30th September, 2014.


Dear Sir,

We are enclosing herewith the Shareholding Pattern for the quarter ended 30th September, 2014, as per the required format prescribed under Clause 35 of the Listing Agreement.

Kindly take the same on your records.

Thanking You,

Yours faithfully,
For S Kumars Online Ltd.



Sameer Patil
(Compliance Officer)

Encl: As Above



S Kumars Online Limited

CIN : L45400MH1999PLC119875

Introductory sub-table (I)(a)

Name of the Company: **S KUMARS ONLINE LIMITED**
 Scrip Code, Name of the scrip, class of security: **532316, S KUMAR, B, respectively.**
 Quarter ended: **30th September, 2014**

Partly paid-up shares:-	As a % of total no. of partly paid-up shares		As a % of total no. of shares of the company	
	No. of partly paid-up shares			
Held by promoter/promoter group	0.00	0.00	0.00	0.00
Held by public	0.00	0.00	0.00	0.00
Total	0.00	0.00	0.00	0.00

Outstanding convertible securities:-	As a % of total no. of outstanding convertible securities		As a % of total no. of shares of the company, assuming full conversion of the convertible securities	
	No. of outstanding securities			
Held by promoter/promoter group	0.00	0.00	0.00	0.00
Held by public	0.00	0.00	0.00	0.00
Total	0.00	0.00	0.00	0.00

Warrants:-	As a % of total no. of warrants		As a % of total no. of shares of the company, assuming full conversion of warrants	
	No. of warrants			
Held by promoter/promoter group	0.00	0.00	0.00	0.00
Held by public	0.00	0.00	0.00	0.00
Total	0.00	0.00	0.00	0.00

Total paid-up capital of the company, assuming full conversion of warrants and convertible securities
 28625000



Statement Showing Shareholding Pattern

Category code	Category of Shareholder	Number of Shareholders	Table (I)(a)					Total shareholding as a percentage of total number of shares		Shares Pledged or otherwise encumbered	As a percentage $(IX) = (VIII)/(IV) * 100$
			Total number of shares	Number of shares held in dematerialized form	As a percentage of (A+B) ¹		Number of shares				
					(VI)	(VII)					
(I)	(II)	(III)	(IV)	(V)	(VI)	(VII)	(VIII)	(IX)			
(A)	Shareholding of Promoter and Promoter Group ²										
1	Indian										
(a)	Individuals/ Hindu Undivided Family	2	202500	202500	0.71	0.71	0.00	0.00		0.00	
(b)	Central Government/ State Government(s)	0	0	0	0.00	0.00	0.00	0.00		0.00	
(c)	Bodies Corporate	5	18282306	18282306	63.87	63.87	0.00	0.00		0.00	
(d)	Financial Institutions/ Banks	0	0	0	0.00	0.00	0.00	0.00		0.00	
(e)	Any Others(Specify)	0	0	0	0.00	0.00	0.00	0.00		0.00	
	Sub Total(A)(1)	7	18484806	18484806	64.58	64.58	0.00	0.00		0.00	
2	Foreign										
a	Individuals (Non-Residents Individuals/ Foreign Individuals)	0	0	0	0.00	0.00	0.00	0.00		0.00	
b	Bodies Corporate	0	0	0	0.00	0.00	0.00	0.00		0.00	
c	Institutions	0	0	0	0.00	0.00	0.00	0.00		0.00	
d	Qualified Foreign Investor	0	0	0	0.00	0.00	0.00	0.00		0.00	
e	Any Others(Specify)	0	0	0	0.00	0.00	0.00	0.00		0.00	
	Sub Total(A)(2)	0	0	0	0.00	0.00	0.00	0.00		0.00	
	Total Shareholding of Promoter and Promoter Group (A)= (A)(1)+(A)(2)	7	18484806	18484806	64.58	64.58	0	0.00		0.00	
(B)	Public shareholding										
1	Institutions										
(a)	Mutual Funds/ UTI	0	0	0	0.00	0.00	0.00	0.00		0.00	
(b)	Financial Institutions/ Banks	2	300	300	0.00	0.00	0.00	0.00		0.00	
(c)	Central Government/ State Government(s)	0	0	0	0.00	0.00	0.00	0.00		0.00	
(d)	Venture Capital Funds	0	0	0	0.00	0.00	0.00	0.00		0.00	
(e)	Insurance Companies	0	0	0	0.00	0.00	0.00	0.00		0.00	



(f)	Foreign Institutional Investors	0	0	0	0	0.00	0.00	0.00	0.00	0.00	0.00
(g)	Foreign Venture Capital Investors	0	0	0	0	0.00	0.00	0.00	0.00	0.00	0.00
(h)	Qualified Foreign Investor	0	0	0	0	0.00	0.00	0.00	0.00	0.00	0.00
(i)	Any Other (specify)	0	0	0	0	0.00	0.00	0.00	0.00	0.00	0.00
	Sub-Total (B)(1)	2	300	300	300	0.00	0.00	0.00	0.00	0.00	0.00
B 2	Non-institutions										
(a)	Bodies Corporate	176	4713084	3889484	16.46	16.46	0.00	0.00	0.00	0.00	0.00
(b)	Individuals										
I	Individuals -i. Individual shareholders holding nominal share capital up to Rs 1 lakh	4976	2778351	2449505	9.71	9.71	0.00	0.00	0.00	0.00	0.00
II	ii. Individual shareholders holding nominal share capital in excess of Rs. 1 lakh.										
(c)	Directors/ Relatives	74	2572495	2276595	8.99	8.99	0.00	0.00	0.00	0.00	0.00
(d)	Qualified Foreign Investor	6	56230	54830	0.20	0.20	0.00	0.00	0.00	0.00	0.00
(d-i)	Clearing Members	0	0	0	0.00	0.00	0.00	0.00	0.00	0.00	0.00
(d-ii)	Non-Resident Indians	4	2031	2031	0.01	0.01	0.00	0.00	0.00	0.00	0.00
(d-iii)	Overseas Corporate Bodies	5	17684	17684	0.06	0.06	0.00	0.00	0.00	0.00	0.00
	Sub-Total (B)(2)	1	19	19	0.00	0.00	0.00	0.00	0.00	0.00	0.00
	Total Public Shareholding (B)= (B)(1)+(B)(2)	5242	10139894	8690148	35.42	35.42	0.00	0.00	0.00	0.00	0.00
(B)	Total Public Shareholding (B)= (B)(1)+(B)(2)	5244	10140194	8690448	35.42	35.42	0.00	0.00	0.00	0.00	0.00
	TOTAL (A)+(B)	5251	28625000	27175254	100.00	100.00	0.00	0.00	0.00	0.00	0.00
(C)	Shares held by Custodians and against which Depository Receipts have been issued										
1	Promoter and Promoter Group	0	0	0	0.00	0.00	0.00	0.00	0.00	0.00	0.00
2	Public	0	0	0	0.00	0.00	0.00	0.00	0.00	0.00	0.00
	Sub-Total (C)	0	0	0	0.00	0.00	0.00	0.00	0.00	0.00	0.00
	GRAND TOTAL (A)+(B)+(C)	5251	28625000	27175254	100.00	100.00	0.00	0.00	0.00	0.00	0.00



Sr.No | Notes

1

2

3

4

5

6

7

8

9




(D)(b) Statement showing holding of securities (including shares, warrants, convertible securities) of persons belonging to the category "Promoter and Promoter Group"

Sr. No.	Name of the shareholder	Details of Shares held		Encumbered shares (*)		Details of warrants		Details of convertible securities		Total shares (including underlying conversion of warrants and convertible securities) as a % of diluted share capital
		Number of shares held	As a % of grand total (A)+(B)+(C)	No.	As a percentage (V)=(VI)/(VII)*100	As a % of grand total (A)+(B)+(C) of sub-clause (I)(a)	Number of warrants held	As a % of total number of warrants of the same class	Number of convertible securities held	
		(III)	(IV)	(V)	(VI)=(V)/(III)*100	(VII)	(VIII)	(IX)	(X)	(XI)
1	HANUMESH INVESTMENTS PRIVATE LIMITED	12272814	42.87	0.00	0.00	0.00	0.00	0.00	0.00	0.00
2	MANDAKINI INVESTIN PRIVATE LIMITED	2576598	9.00	0.00	0.00	0.00	0.00	0.00	0.00	0.00
3	YASHASWINI INVESTMENT COMPANY PRIVATE LIMITED	2082198	7.27	0.00	0.00	0.00	0.00	0.00	0.00	0.00
4	KARTIKEYA FINVEST PRIVATE LIMITED	776598	2.71	0.00	0.00	0.00	0.00	0.00	0.00	0.00
5	VIDHI HOLDINGS PRIVATE LIMITED	574098	2.01	0.00	0.00	0.00	0.00	0.00	0.00	0.00
6	VIKAS SHAMBHUKUMARJI KASLIWAL	110000	0.38	0.00	0.00	0.00	0.00	0.00	0.00	0.00
7	VIKAS SHAMBHUKUMARJI KASLIWAL	92500	0.32	0.00	0.00	0.00	0.00	0.00	0.00	0.00
	TOTAL	18484806	64.58	0.00	0.00	0.00	0.00	0.00	0.00	0.00




(D)(c)(i) Statement showing holding of securities (including shares, warrants, convertible securities) of persons belonging to the category "Public" and holding more than 1% of the total number of shares

Sr. No.	Name of the shareholder	Number of shares held	Shares as a percentage of total number of shares {i.e., Grand Total (A)+(B)+(C) indicated in Statement at para (D)(a) above}	Details of warrants		Details of convertible securities		Total shares (including underlying shares assuming full conversion of warrants and convertible securities) as a % of diluted share capital
				Number of warrants held	As a % total number of warrants of the same class	Number of convertible securities held	% w.r.t total number of convertible securities of the same class	
1	NABEELA FINVEST PRIVATE LIMITED	978738	3.42	0.00	0.00	0.00	0.00	0.00
2	CORONATION INFOTECH PRIVATE LIMITED	818433	2.86	0.00	0.00	0.00	0.00	0.00
3	RAJ INFIN PRIVATE LIMITED	726598	2.54	0.00	0.00	0.00	0.00	0.00
4	INVITATION EQUIFIN PRIVATE LIMITED	581244	2.03	0.00	0.00	0.00	0.00	0.00
5	RATIONAL FINVEST PRIVATE LIMITED	434800	1.52	0.00	0.00	0.00	0.00	0.00
	TOTAL	3539813	12.37	0.00	0.00	0.00	0.00	0.00



(1)(c)(ii) Statement showing holding of securities (including shares, warrants, convertible securities) of persons (together with PAC) belonging to the category "Public" and holding more than 5% of the total number of shares of the company

Sr. No.	Name(s) of the shareholder(s) and the Persons Acting in Concert (PAC) with them	Number of shares	Shares as a percentage of total number of shares {i.e., Grand Total (A)+(B)+(C) indicated in Statement at para (1)(a) above}	Details of warrants		Details of convertible securities		Total shares (including underlying shares assuming full conversion of warrants and convertible securities) as a % of diluted share capital
				Number of warrants	As a % total number of warrants of the same class	Number of convertible securities held	% w.r.t total number of convertible securities of the same class	
1	NA	0.00	0.00	0.00	0.00	0.00	0.00	0.00
TOTAL		0.00	0.00	0.00	0.00	0.00	0.00	0.00




(1)(d) Statement showing details of locked-in shares

Sr. No.	Name of the shareholder	Number of locked-in shares	Locked-in shares as a percentage of total number of shares {i.e., Grand Total (A)+(B)+(C) indicated in Statement at para (1)(a) above}
TOTAL		0	0.00



(II)(a) Statement showing details of Depository Receipts (DRs)

Sr. No.	Type of outstanding DR (ADRs, GDRs, SDRs, etc.)	Number of outstanding DRs	Number of shares underlying outstanding DRs	Shares underlying outstanding DRs as a percentage of total number of shares {i.e., Grand Total (A)+(B)+(C) indicated in Statement at para (I)(a) above}
1	NA	0.00	0.00	0.00
TOTAL		0.00	0.00	0.00



(II)(b) Statement showing holding of Depository Receipts (DRs), where underlying shares held by "promoter/promoter group" are in excess of 1% of the total number of shares

Sr. No.	Name of the DR Holder	Type of outstanding DR (ADRs, GDRs, SDRs, etc.)	Number of shares underlying outstanding DRs	Shares underlying outstanding DRs as a percentage of total number of shares {i.e., Grand Total (A)+(B)+(C) indicated in Statement at para (I)(a) above}
1	NA	0.00	0.00	0.00
TOTAL		0.00	0.00	0.00

